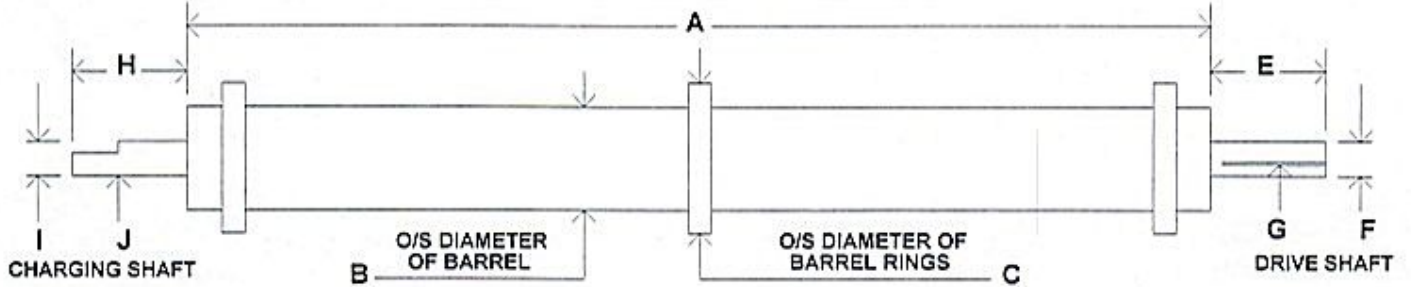




Warren Door®
 "The Industrial Door People"
 1 - 800 - ALL - DOOR
 (1 - 800 - 255 - 3667)
 E-mail : alldoor@aol.com

SPRING BARREL SPEC SHEET

RIGHT HAND SHOWN - LEFT HAND OPPOSITE



OPENING WIDTH
 OPENING HEIGHT

TYPE OF SLAT ON CURTAIN

2" CURVED 2" FLAT
 3" CURVED 3" FLAT

OTHER

NON INSULATED INSULATED

IMPORTANT! GAUGE OF SLAT MATERIAL

CUT LENGTH OF SLATS

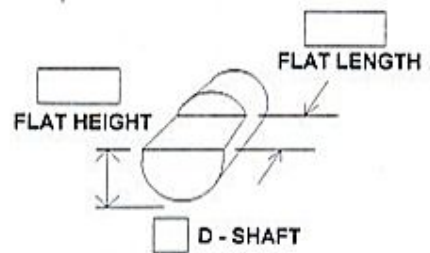
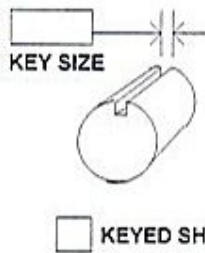
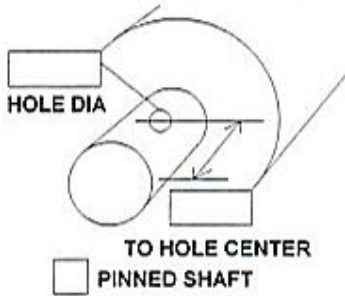
TYPE OF BOTTOM BAR

ALUMINUM STEEL ANGLE

SIZE ANGLE USED

A - LENGTH OF BARREL
 B - O/S DIAMETER OF BARREL
 C - O/S DIAMETER OF BARREL RINGS
 D - NO. OF RINGS ON BARREL
 E - LENGTH OF DRIVE SHAFT
 F - DIAMETER OF DRIVE SHAFT
 G - SIZE OF KEYWAY
 H - LENGTH OF CHARGING SHAFT
 I - DIAMETER OF CHARGING SHAFT
 J - CHARGING SHAFT D - SHAFT
 CHARGING SHAFT - ROUND
 K - DRIVE END - LEFT HAND
 DRIVE END - RIGHT HAND

TYPE CHARGING SHAFT



NOTE: ALL OF THE ABOVE INFORMATION IS NEEDED FOR PROPER FIT AND BALANCE.
NOTE: REPLACEMENT SPRING BARRELS FOR FIRE DOORS, MUST BE ORDERED FROM THE ORIGINAL MANUFACTURER.

REQUESTED BY
 COMPANY

PHONE NO.

FAX NO.

PRINT THIS PAGE AND FAX

FAX # 330-652-5939