



















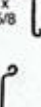













































### Interchangeability Chart Slat Profiles

WARREN DOOR	ATLAS	APTON	Out of Bus. BALFOUR	COOKSON	CORNELL	CRAWFORD	LAWRENCE	MAHON	McKEON	MECCO	NORTH AMERICAN	OVERHEAD	PACIFIC	SOUTH WESTERN	WINDSOR	WILSON	
 WD17F 2 x 7/16	YES  F1 1-1/4 x 1/2		YES  PYGMEE 1-1/4 x 3/8	YES  #10 1-1/4 x 1/2	 #1 1-1/4 x 1/2	YES  505 1-1/4 x 1/2	YES  F 1-1/4 x 9/32	YES  1-1/4 x 3/8		YES  #20 S 1-1/4 x 1/2	NO  F-1 1-1/2 x 1/2	YES  F-138 1-3/8 x 3/8	YES  #4 1-1/2 x 1/2	 1-1/2 x 1/2	 FS 2-1/4 x 9/16	YES  1-1/4 x 1/2	
 WD14F 2-7/8 x 3/4	 F-3 2-5/8 x 7/8	YES  F 2-1/2 x 7/8	YES  F 2-9/16 x 5/8	YES  #4 2-3/4 x 3/4	#2 YES  2-1/4 x 5/8 #5 YES  2-5/8 x 3/4	YES  502 2-5/8 x 7/8	YES  T 2-5/8 x 7/8	#5 YES  2-3/4 x #6  2-3/16 x 7/8		YES  MF-2 2-5/8 x 5/8	YES  #30 S 2-1/4 x 3/4	NO  F-265 2-5/8 x 5/8	YES  F-287 2-7/8 x 7/8	 #3 2-1/2 x 3/4	F  2-3/4 x 3/4	YES  FS 2-3/4 x 3/4	YES  F-3 2-5/8 x 7/8
 WD2C 2-1/8 x 1/2			YES  S 1-7/8 x 17/32	YES  #1 2-1/4 x 3/4		YES  501-S 1-7/8 x 1/2	YES  B 2-1/8 x 1/2	YES  #2 1-15/16 x	YES  M-2 1-3/4 x 1/2	YES  #40 1-7/8 x 9/16	YES  SC 1-7/8 x 1/2	YES  C-187 1-7/8 x 17/32	YES  #1 2 x 1/2	 A 2-1/4 x 3/4		 LITTLE 4 2.67 x 5/8	
 WD3C 3-3/16 x 3/4	YES  C-3 2-3/4 x 7/8	YES  C 2-5/8 x 7/8	YES  L 2-3/4 x 25/32	YES  #3 3 x 7/8	 #4 3-5/8 x 7/8	YES  501 (507 ALT) 2-5/8 x 7/8	YES  A 2-5/8 x 7/8	YES  #3 2-3/4 x	YES  M-3 2-5/8 x 7/8	YES  #50 2-3/4 x 7/8	YES  SC-3 2-5/8 x 7/8	YES  C-275 2-3/4 x 7/8	YES  #2 2-3/4 x 7/8	YES  B 2-3/4 x 7/8	YES  CS 2-3/4 x 7/8	YES  BIG 4 2.82 x 7/8	