



**Warren Door**®

"The Industrial Door People"

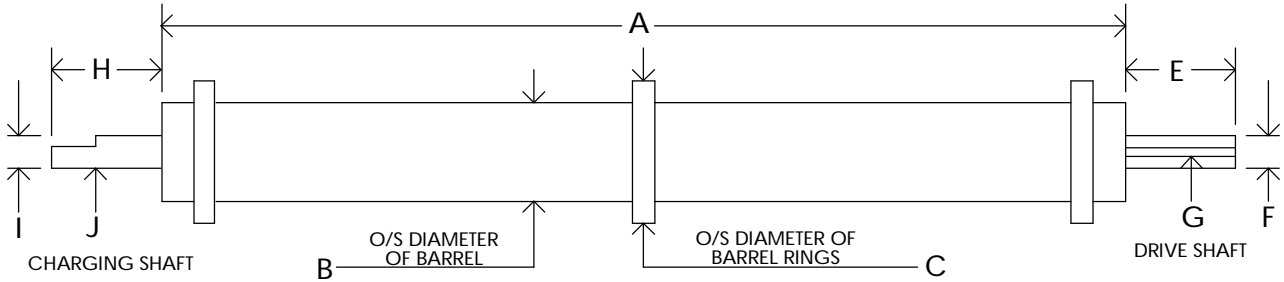
1-800-ALL-DOOR

(1-800-255-3667)

E-mail: alldoor@aol.com

**SPRING BARREL SPEC SHEET**

RIGHT HAND SHOWN - LEFT HAND OPPOSITE



OPENING WIDTH

OPENING HEIGHT

**TYPE OF SLAT ON CURTAIN**

2" CURVED     2" FLAT

3" CURVED     3" FLAT

OTHER

NON INSULATED     INSULATED

IMPORTANT! GAGUE OF SLAT MATERIAL

CUT LENGTH OF SLATS

**TYPE OF BOTTOM BAR USED**

ALUMINUM     STEEL ANGLE

SIZE ANGLE USED

A - LENGTH OF BARREL

B - O/S DIAMETER OF BARREL

C - O/S DIAMETER OF BARREL RINGS

D - NO. OF RINGS ON BARREL

E - LENGTH OF DRIVE SHAFT

F - DIAMETER OF DRIVE SHAFT

G - SIZE OF KEYWAY

H - LENGTH OF CHARGING SHAFT

I - DIAMETER OF CHARGING SHAFT

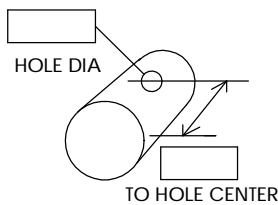
J - CHARGING SHAFT D - SHAFT

CHARGING SHAFT D - ROUND

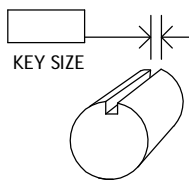
K - DRIVE END - LEFT HAND

DRIVE END - RIGHT HAND

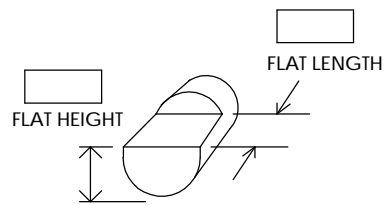
**TYPE OF CHARGING SHAFT**



PINNED SHAFT



KEYED SHAFT



D-SHAFT

**NOTE: ALL ABOVE INFORMATION IS NEEDED FOR PROPER FIT AND BALANCE.**

NOTE: REPLACEMENT SPRING BARRELS FOR FIRE DOORS, MUST BE ORDERED FROM THE ORIGINAL MAUFACTURER.

REQUESTED BY

COMPANY

PHONE NO.

FAX NO.

PRINT THIS PAGE AND FAX

FAX# 330-652-5939